




**STRONG PARTNERS.
TOUGH TRUCKS.™**



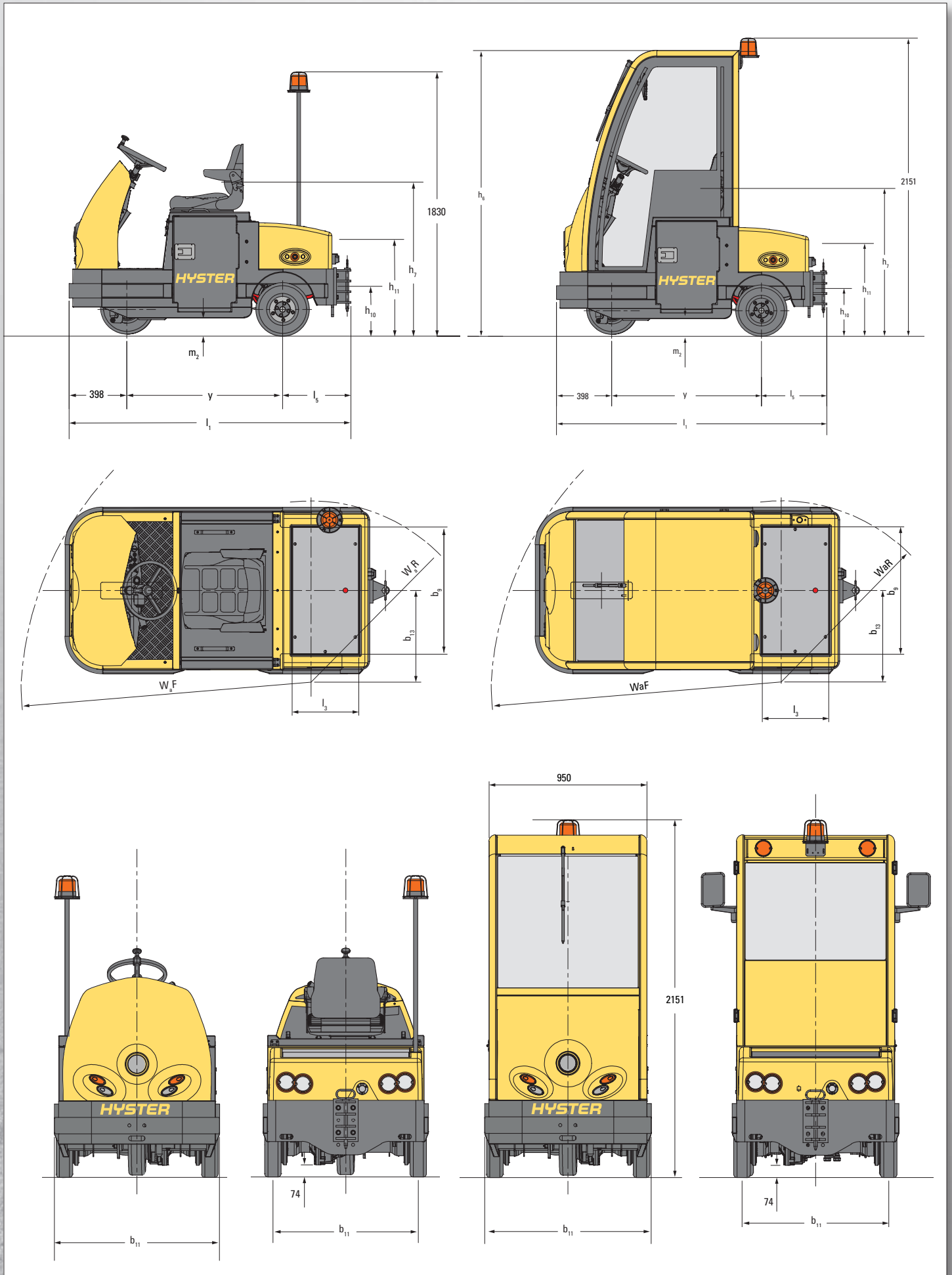
RIDER TOW TRACTOR

T7.0 HS3, T8.0 HS4

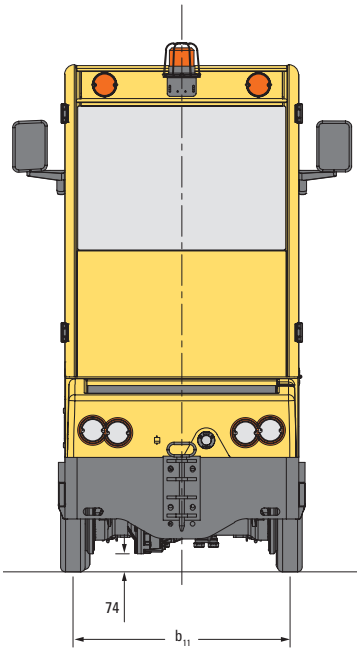
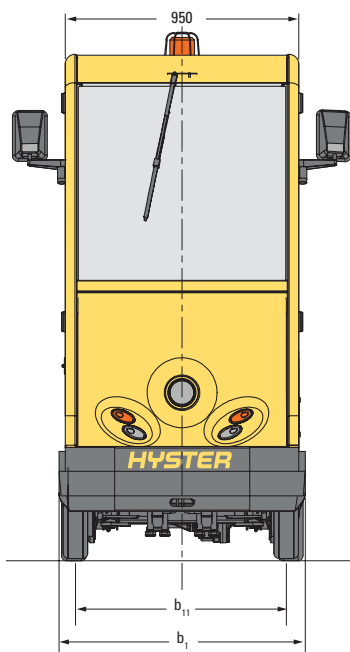
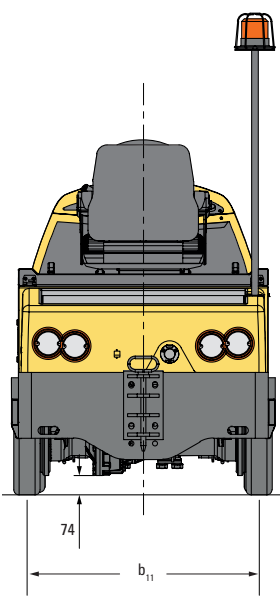
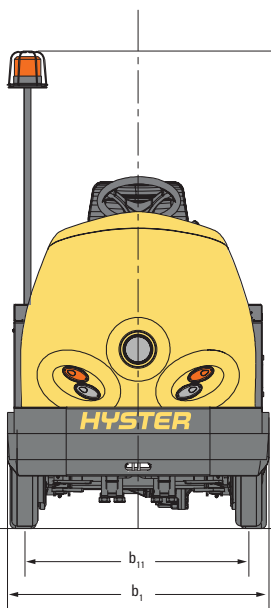
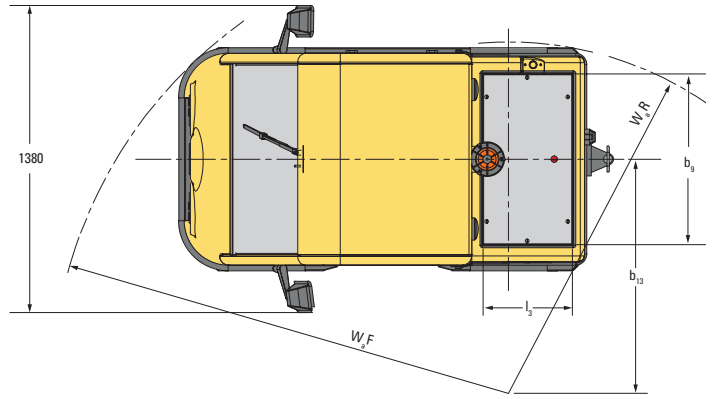
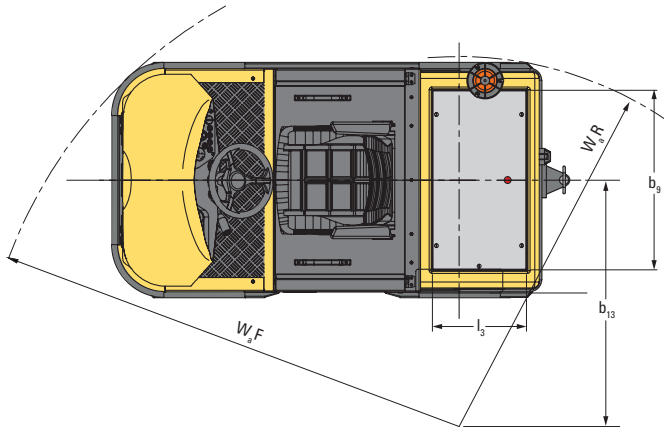
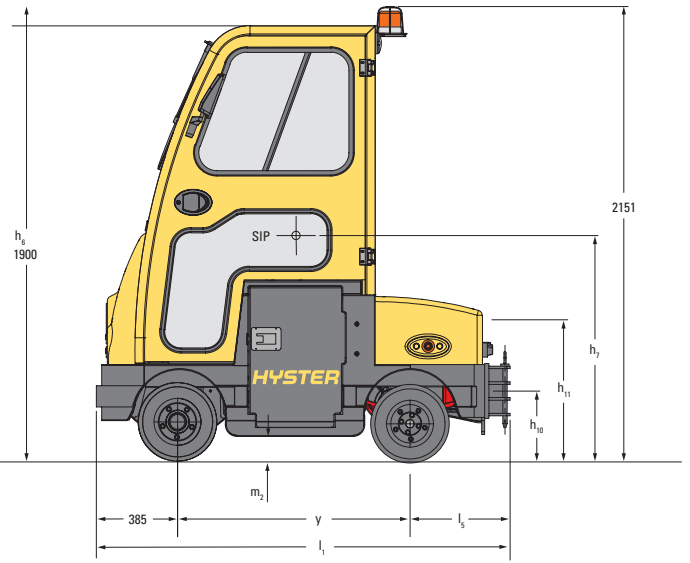
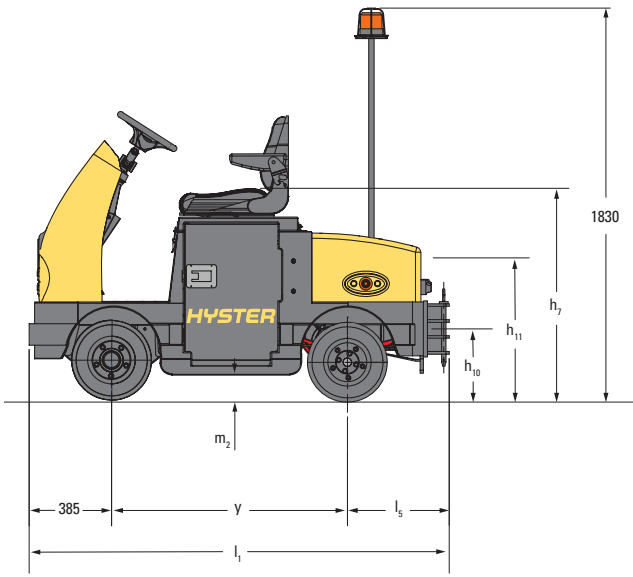
7 000-8 000 KG



TRUCK DIMENSIONS - T7.0 HS3



TRUCK DIMENSIONS - T8.0 HS4



T7.OHS3, T8.OHS4

DISTINGUISHING MARKS	1.1	Manufacturer (abbreviation)	
	1.2	Manufacturer's type designation	
	1.3	Drive: electric (battery or mains), diesel, petrol, fuel gas	
	1.4	Operator type: hand, pedestrian, standing, seated, order-picker	
	1.5	Rated capacity / rated load	Q (t)
	1.7	Rated drawbar pull	F (N)
1.9	Wheelbase	y (mm)	

WEIGHT	2.1	Service weight ■●◆	kg
	2.2	Axle loading, laden front/rear ■●+	kg
	2.3	Axle loading, unladen front/rear ■●	kg

TYRES/CHASSIS	3.1	Tyres: L=pneumatic, V=solid, SE=Pneumatic Shape Solid	
	3.2	Tyre size, front	ø (mm x mm)
	3.3	Tyre size, rear	ø (mm x mm)
	3.5	Wheels, number front / rear (x = driven wheels)	
	3.6	Tread, front	b ₁₀ (mm)
	3.7	Tread, rear	b ₁₁ (mm)

DIMENSIONS	4.7	Height of overhead guard (cabin)	h ₈ (mm)
	4.8	Seat height relating to SIP/stand height	h ₇ (mm)
	4.12	Coupling height	h ₁₀ (mm)
	4.13	Loading height, unladen	h ₁₁ (mm)
	4.16	Length of loading surface	l ₃ (mm)
	4.17	Overhang	l ₅ (mm)
	4.17.1	Overhang, cabin	l _{5.1} (mm)
	4.18	Width of loading surface	b ₉ (mm)
	4.19	Overall length	l ₁ (mm)
	4.21	Overall width	b ₂ (mm)
	4.32	Ground clearance, centre of wheelbase	m ₂ (mm)
	4.35	Turning radius	W _F (mm)
4.35	Turning radius	W _R (mm)	
4.36	Internal turning radius	b ₁₃ (mm)	

PERFORMANCE DATA	5.1	Travel speed, laden/unladen	km/h
	5.1.1	Travel speed, laden/unladen, backwards	km/h
	5.5	Drawbar pull, laden/unladen	N
	5.6	Max drawbar pull, laden/unladen	N
	5.7	Gradeability, laden/unladen	%
	5.8	Max. gradeability, laden/unladen	%
	5.10	Service brake	

ELECTRIC ENGINE	6.1	Drive motor, S2 60 min rating	kW
	6.3	Battery according to DIN 43531/35/36 A,B,C, no	
	6.4	Battery voltage/nominal capacity K ₂ ■	(V)/(Ah)
	6.5	Battery weight ⊙	kg
	6.6	Energy consumption according to VDI cycle	kWh/h at number of cycles

DRIVE/LIFT MECHANISM	8.1	Type of drive unit	

ADDITIONAL DATA	10.7	Sound pressure level at the driver's seat	dB (A)

HYSTER		HYSTER	
T7.0 HS3		T8.0 HS4	
Electric (battery)		Electric (battery)	
Seated		Seated	
7.0		8.0	
1400 *		1600 *	
1080		1095	

1280		1252	
576	904	563	889
576	704	563	689

SE		SE	
376 x 114		376 x 114	
376 x 114		376 x 114	
1	2x	2	2x
-		858	
882		882	

2055	2055
1067	1067
345	345
670	670
400	400
472	472
0	0
765	765
1950	1950
1000	1000
120	120
1726	2048
1089	1576
550	1050

11.0	14.0	11.0	14.0
5.0	5.0	5.0	5.0
2300		2300	
6300		6300	
6.0	25.0	5.0	25.0
6.0	25.0	5.0	25.0
Hydraulic		Hydraulic	

4		4	
DIN 43531-A		DIN 43531-A	
48 V	375 Ah	48 V	375 Ah
585		585	
3.93		4.58	

Solid axle with integral A/C motor and differential	Solid axle with integral A/C motor and differential
---	---

50.5	59.3
------	------

Specification data is based on VDI 2198

NOTE:

Specifications are affected by the condition of the vehicle and how it is equipped, as well as the nature and condition of the operating area. Inform your dealer of the nature and condition of the intended operating area when purchasing your Hyster Truck.

■ Values refer to uncabbed version.

● Cabbed version:

6.5	Service weight ◆	kg	1402 (roll up doors)	1437 (slam doors)
6.5	Axle loading, laden front/rear +	kg	659	943
6.5	Axle loading, unladen front/rear	kg	659	743
			675	962
			675	762

◆ With payload:

T7.OHS3 1443 kg, T8.OHS4 1415 kg. (uncabbed)

T7.OHS3 1565 kg, T8.OHS4 1600 kg. (cabbed)

+ With payload + 200 kg

⊙ These values may vary of +/- 5%

* Based on 200N/tonne rolling resistance on a level dry surface

■ See batteries table

NOTE:


S - Standard, O - Option/upgrade, N/A - Not available on this model, AFTMKT - Available as Aftermarket purchase (to be fitted by dealer)

NOTICE:

Care must be exercised when handling elevated loads. When the carriage and/or load is elevated, truck stability is reduced. It is important that mast tilt in either direction be kept to a minimum when loads are elevated. Operators must be trained and must read, understand and follow the instructions contained in the Operating Manual.

All values are nominal values and they are subject to tolerances.

For further information, please contact the manufacturer. Hyster products might be subject to change without notice. Lift trucks illustrated may feature optional equipment. Values may vary with alternative configurations.

 Safety: This truck conforms to the current EU requirements.

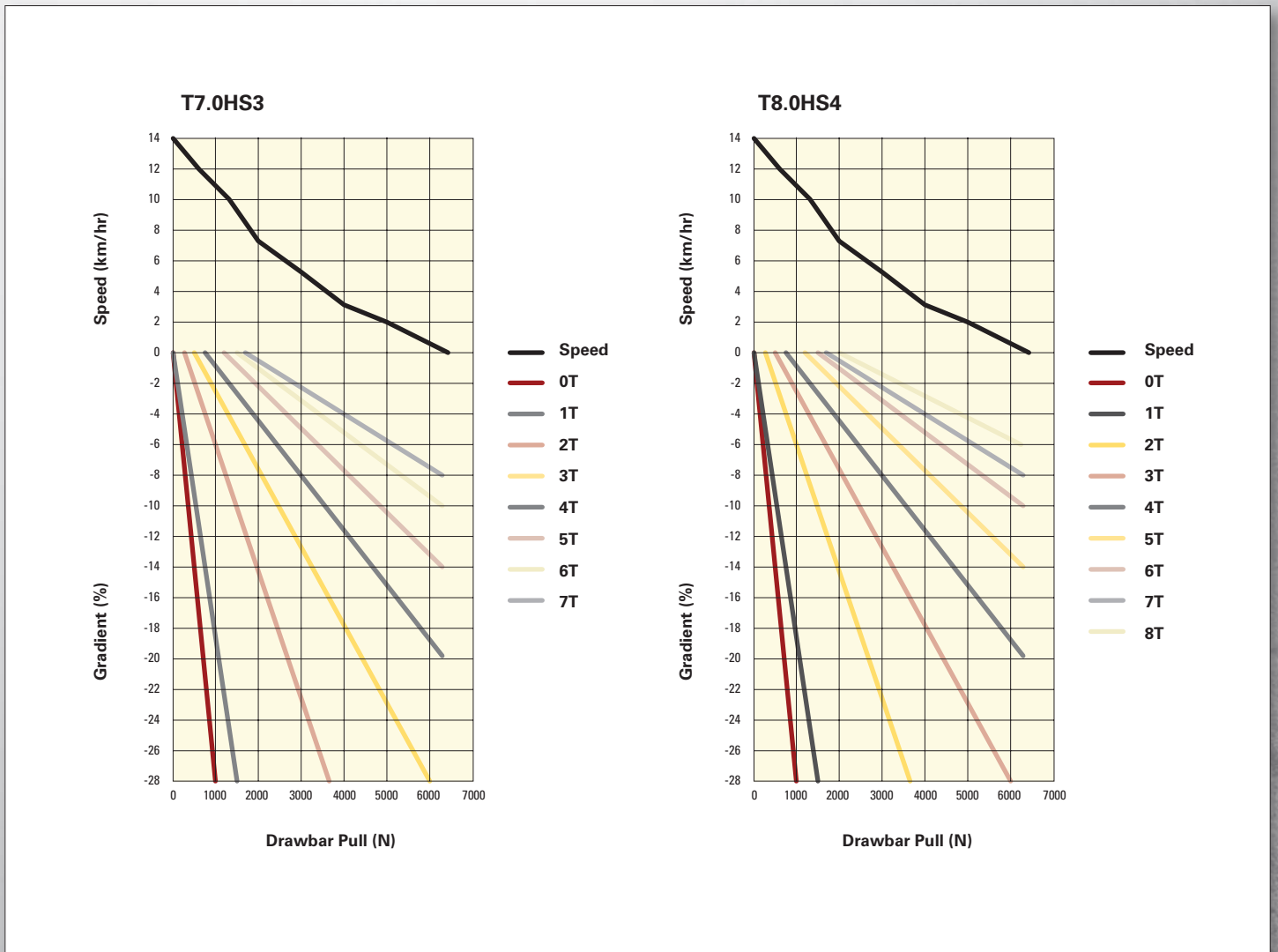
BATTERY INFORMATION - T7.0 HS3, T8.0 HS4 UNCABBED

DISTINGUISHING MARKS	HYSTER				HYSTER						
	T7.0 HS3 Uncabbed				T8.0 HS4 Uncabbed						
1.1	Manufacturer (abbreviation)										
1.2	Manufacturer's type designation										
WEIGHT	2.1	Service weight ♦	kg	1140	1243	1240	1280	1112	1215	1212	1252
	2.2	Axle loading, laden front/rear †	kg	513/827	559/884	558/882	576/904	500/812	547/868	545/867	563/889
	2.3	Axle loading, unladen front/rear	kg	513/627	559/684	558/682	576/704	500/612	547/668	545/667	563/689
ELECTRIC ENGINE	6.3	Battery according to DIN 43531/35/36 A,B,C, no									
	6.4	Battery voltage/nominal capacity K ₆	(V)/(Ah)	43531/A	43531/A	43531/A	43531/A	43531/A	43531/A	43531/A	43531/A
	6.5	Battery weight ☉	kg	48/240	48/315	48/345	48/375	48/240	48/315	48/345	48/375
				445	548	545	585	445	548	545	585

BATTERY INFORMATION - T7.0 HS3, T8.0 HS4 CABBED

DISTINGUISHING MARKS	HYSTER				HYSTER						
	T7.0HS3 Cabbed				T8.0HS4 Cabbed						
1.1	Manufacturer (abbreviation)										
1.2	Manufacturer's type designation										
WEIGHT	2.1	Service weight ♦	kg	1262	1365	1362	1402	1297	1400	1397	1437
	2.2	Axle loading, laden front/rear †	kg	593/869	642/923	640/922	659/943	610/887	658/942	657/940	675/962
	2.3	Axle loading, unladen front/rear	kg	593/669	642/723	640/722	659/743	610/687	658/742	657/740	675/762
ELECTRIC ENGINE	6.3	Battery according to DIN 43531/35/36 A,B,C, no									
	6.4	Battery voltage/nominal capacity K ₆	(V)/(Ah)	43531/A	43531/A	43531/A	43531/A	43531/A	43531/A	43531/A	43531/A
	6.5	Battery weight ☉	kg	48/240	48/315	48/345	48/375	48/240	48/315	48/345	48/375
				445	548	545	585	445	548	545	585

PERFORMANCE



STANDARD EQUIPMENT AND OPTIONS

	FEATURE	T7.0 HS3	T8.0 HS4
CONSTRUCTION	Standard ambient, -10 to +40°C	S	S
	Coldstore, -30°C	N/A	N/A
	Welded steel frame, painted	S	S
	Side battery extraction door, interlocked	S	S
	Hinged top battery cover	S	S
	Rear load tray (200Kg)	S	S
	Integral tie-down points	S	S
	Leaf-spring suspension, front and rear	S	S
	Rear drive axle with limited slip differential	S	S
	Rubber drive tyres	S	S
	Non-marking tyres	0	0
	BATTERY	Battery roll-out rollers	0
additional battery security lock		0	0
Without battery		0	0
With battery 240Ah		0	0
With battery 315Ah		0	0
With battery 345Ah		0	0
With battery 375Ah		0	0
Battery charger		0	0
Battery removal trolley		0	0
Dash mounted battery discharge indicator	AFTMKT	AFTMKT	
	S	S	
CAB/BREAKING	Upper cab frame, welded steel, painted	0	0
	Interior rear view mirror	0	0
	exterior mirrors	0	0
	safety front screen	0	0
	rear window	0	0
	Roll-up, PVC curtain side doors	0	0
	Steel, slam lock side doors with slide windows	N/A	0
	Wash/wipe system for front screen	0	0
	48v electric cab heater	N/A	0
	Automatic park brake	S	S
Foot operated hydraulic service brake	S	S	
Over-speed control (hill decent control)	S	S	
LIGHTING / ACCESSORIES	Standard lighting:	S	S
	Headlight	S	S
	Tail lights	S	S
	Brake lights	S	S
	LED side lights	S	S
	Dash mounted lighting switches	S	S
	Lighting upgrade:	0	0
	Indicators	0	0
	Reversing lights	0	0
	7-pin trailer connector	0	0
Flashing beacon	S	S	
High-level lighting (cabs only)	0	0	
24v DC trailer power-supply (e.g. LKE power supply)	0	0	
CONTROLS / ALARMS	Steering column mounted controls	S	S
	Power assisted steering	0	0
	Reverse travel alarm	S	S
	Forward travel alarm	0	0
	Horn	S	S
TOWING	Without tow hitch	S	S
	3-height tow hitch	0	0
	Inching controls to assist trailer coupling	S	S
	Dash mounted interlock switch		
SEATING	PVC seat cushion and back	S	S
	Cloth seat cushion and back	0	0
	Armrest	S	S
	Seat belt	S	S
TELEMATICS	Level 1 - GSM	AFTMKT	AFTMKT
	Level 1 - WiFi	AFTMKT	AFTMKT
	Level 2 Upgrade - ISO card reader	AFTMKT	AFTMKT
	Level 2 Upgrade - HID card reader	AFTMKT	AFTMKT
	Level 2 Upgrade - iClass card reader	AFTMKT	AFTMKT
	Level 3 Upgrade - Dash mounted display	AFTMKT	AFTMKT

Please, refer to Price List for full options configurations and compatibility.

PRODUCT FEATURES

Where power, performance and safe manoeuvrability are required the Hyster T7.0HS3 and T8.0HS4 leads the way.

Capable of towing up to 7000kg or 8000kg, the Hyster tow tractor helps manufacturing operations transport material to production lines and is ideal for the automotive and engineering industries and for any type of line feed operation or external applications.

DEPENDABILITY

- Solid frame construction and reliable components ensure long-term reliability and durability
- AC Control system
- Automatically applied transmission parking brake

PRODUCTIVITY

- 3-wheel configuration for optimised manoeuvrability
- 4-wheel configuration for improved stability over rough or broken surfaces
- Compact design and extreme manoeuvrability
- Acceleration and travel speeds can be adjusted to the particular needs of the application via the console by a service engineer
- Anti roll-back software control for easier starting on ramps
- External inching control buttons to assist with trailer hitching
- 4x battery options: 240Ah, 315Ah, 345Ah and 375Ah.

ERGONOMICS

- Easy access with a low "single" step offering wider floor area
- High level driver control
- Comfortable suspension seat
- Vertical and lateral extraction as standard
- Reduced torque steering input
- External inching control to assist driver with trailer hitching
- Power assisted steering on 4-wheel model
- Heated cab and slam locking doors (4-wheel model)

LOW COST OF OWNERSHIP

- Advanced control features, such as an easy diagnostics via handheld controller that allows the truck to be tailored to the needs of the application
- Telematics ready

SERVICEABILITY

- Low maintenance AC traction motor with built in thermal protection minimizing service downtime.
- Standard warranty – 24 month (2000 hours), extended warranty – 36 month (3000 hours).

STRONG PARTNERS. TOUGH TRUCKS.™

FOR DEMANDING OPERATIONS, EVERYWHERE.

Hyster supplies a complete range of warehouse equipment, IC and electric counterbalanced trucks, container handlers and reach stackers. Hyster is committed to being much more than a lift truck supplier.

Our aim is to offer a complete partnership capable of responding to the full spectrum of material handling issues: Whether you need professional consultancy on your fleet management, fully qualified service support, or reliable parts supply, you can depend on Hyster.

Our network of highly trained dealers provides expert, responsive local support. They can offer cost-effective finance packages and introduce effectively managed maintenance programmes to ensure that you get the best possible value. Our business is dealing with your material handling needs so you can focus on the success of your business today and in the future.



HYSTER EUROPE

Centennial House, Frimley Business Park, Frimley, Surrey, GU16 7SG, England.

Tel: +44 (0) 1276 538500, Fax: +44 (0) 1276 538559



www.hyster.eu



infoeurope@hyster.com



[/HysterEurope](https://www.facebook.com/HysterEurope)



[@HysterEurope](https://twitter.com/HysterEurope)



[/HysterEurope](https://www.youtube.com/HysterEurope)

HYSTER-YALE UK LIMITED trading as Hyster Europe. Registered Address: Centennial House, Building 4.5, Frimley Business Park, Frimley, Surrey, GU16 7SG, United Kingdom.

Registered in England and Wales. Company Registration Number: 02636775.

HYSTER and FORTENS are registered trademarks in the European Union and certain other jurisdictions.

MONOTROL is a registered trademark, and DURAMATCH and are trademarks in the United States and in certain other jurisdictions.

Hyster products are subject to change without notice. Lift trucks illustrated may feature optional equipment.